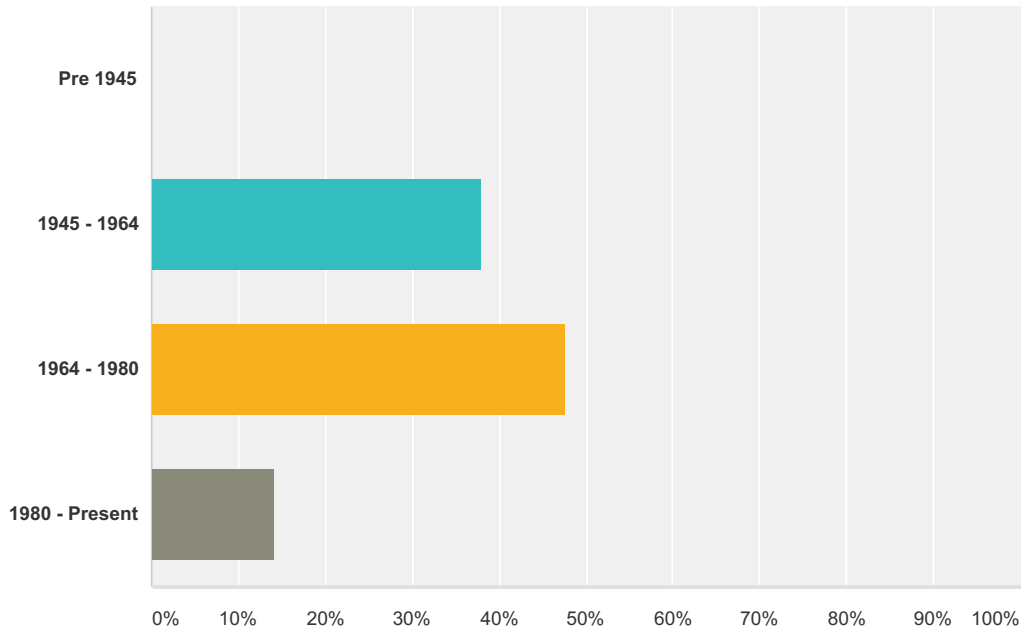


Q1 Which of the following ranges best aligns with your date of birth?

Answered: 63 Skipped: 0

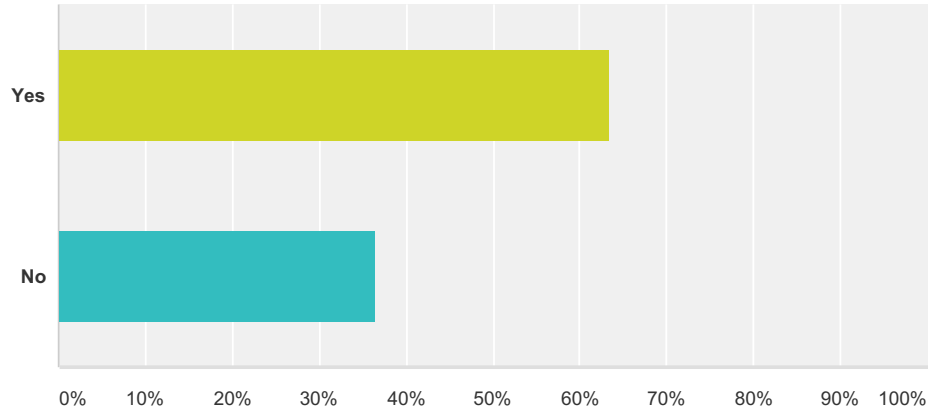


Answer Choices	Responses
Pre 1945	0.00% 0
1945 - 1964	38.10% 24
1964 - 1980	47.62% 30
1980 - Present	14.29% 9
Total	63

Q2 Have you attended an HFMA Wisconsin conference including MEGA and Region 7 in the past 18 months? (do not include webinars in your response)

Answered: 63 Skipped: 0

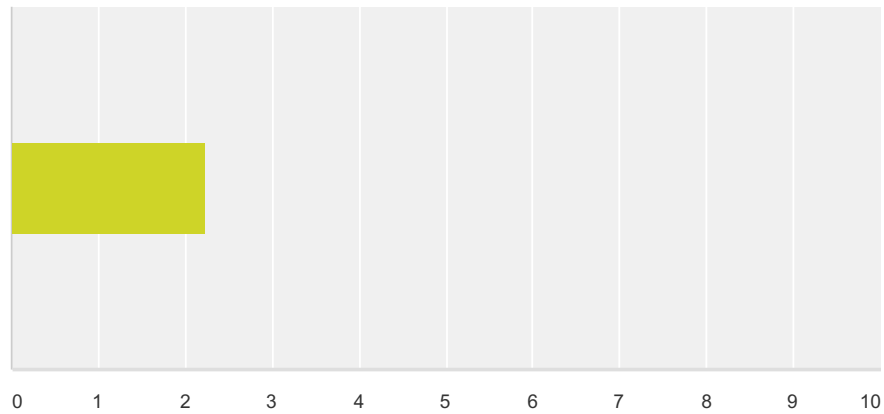
HFMA Wisconsin Chapter



Answer Choices	Responses
Yes	63.49% 40
No	36.51% 23
Total	63

Q3 How many HFMA Wisconsin conferences have you attend in the past 18 months?

Answered: 39 Skipped: 24

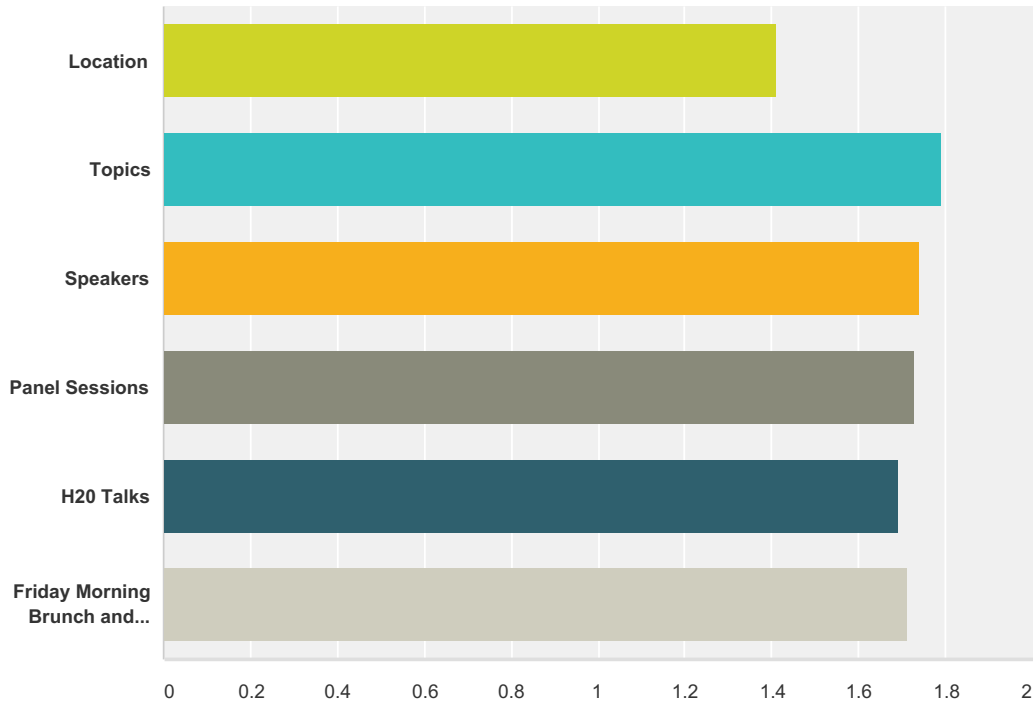


Answer Choices	Average Number	Total Number	Responses
	2	87	39
Total Respondents: 39			

Q4 How satisfied have you been overall with the following Educational aspects of the conferences?

Answered: 39 Skipped: 24

HFMA Wisconsin Chapter

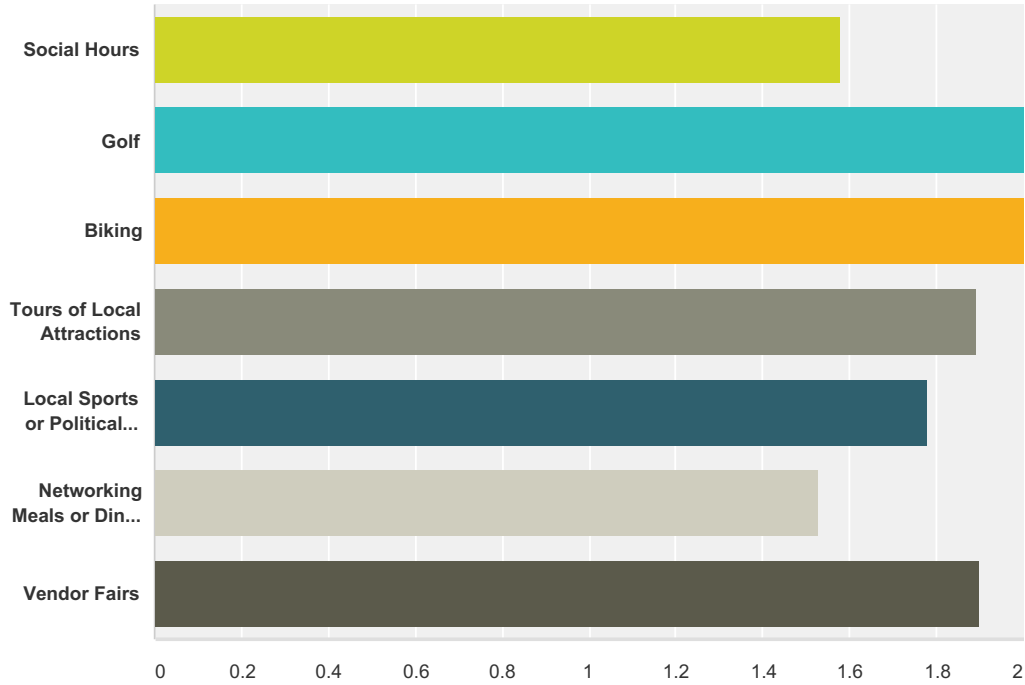


	Very Satisfied	Somewhat Satisfied	Neutral	Somewhat Dissatisfied	Dissatisfied	N/A	Total	Weighted Average
Location	66.67% 26	25.64% 10	7.69% 3	0.00% 0	0.00% 0	0.00% 0	39	1.41
Topics	41.03% 16	43.59% 17	10.26% 4	5.13% 2	0.00% 0	0.00% 0	39	1.79
Speakers	43.59% 17	43.59% 17	7.69% 3	5.13% 2	0.00% 0	0.00% 0	39	1.74
Panel Sessions	47.37% 18	28.95% 11	21.05% 8	0.00% 0	0.00% 0	2.63% 1	38	1.73
H2O Talks	41.03% 16	23.08% 9	5.13% 2	2.56% 1	2.56% 1	25.64% 10	39	1.69
Friday Morning Brunch and Learn	37.84% 14	13.51% 5	10.81% 4	0.00% 0	2.70% 1	35.14% 13	37	1.71

Q5 How satisfied have you been overall with the following Networking aspects of the conferences?

Answered: 38 Skipped: 25

HFMA Wisconsin Chapter

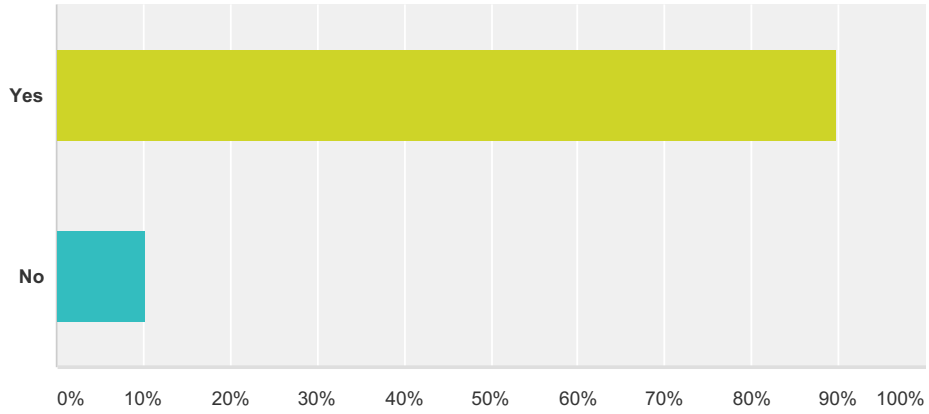


	Very Satisfied	Somewhat Satisfied	Neutral	Somewhat Dissatisfied	Dissatisfied	N/A	Total	Weighted Average
Social Hours	47.37% 18	21.05% 8	13.16% 5	0.00% 0	0.00% 0	18.42% 7	38	1.58
Golf	5.41% 2	2.70% 1	5.41% 2	0.00% 0	0.00% 0	86.49% 32	37	2.00
Biking	2.70% 1	0.00% 0	2.70% 1	0.00% 0	0.00% 0	94.59% 35	37	2.00
Tours of Local Attractions	10.81% 4	5.41% 2	8.11% 3	0.00% 0	0.00% 0	75.68% 28	37	1.89
Local Sports or Political Speakers	30.56% 11	16.67% 6	16.67% 6	0.00% 0	0.00% 0	36.11% 13	36	1.78
Networking Meals or Dinner Events	45.95% 17	27.03% 10	8.11% 3	0.00% 0	0.00% 0	18.92% 7	37	1.53
Vendor Fairs	28.95% 11	31.58% 12	21.05% 8	0.00% 0	0.00% 0	18.42% 7	38	1.90

Q6 Do you plan on attending HFMA Wisconsin conferences in the future?

Answered: 39 Skipped: 24

HFMA Wisconsin Chapter

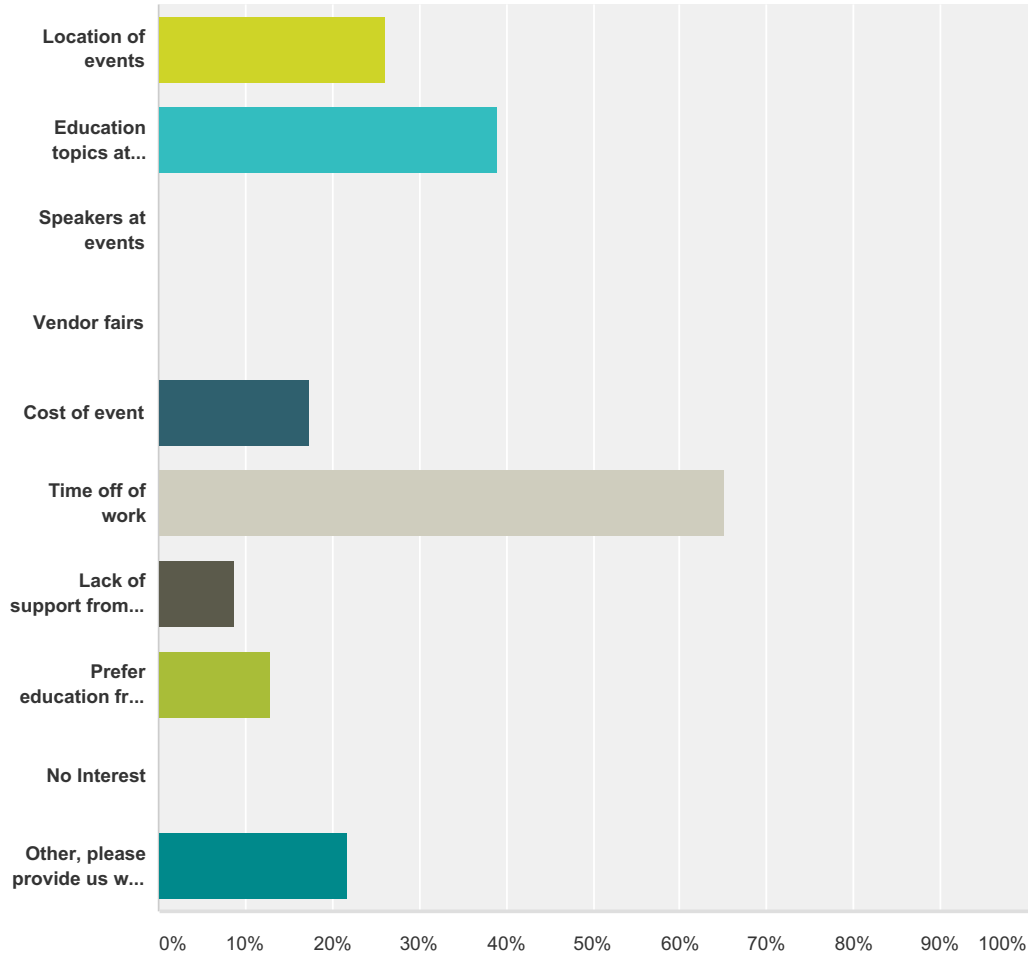


Answer Choices	Responses	
Yes	89.74%	35
No	10.26%	4
Total		39

Q7 What has prevented you from attending or made you not want to attend an HFMA Wisconsin conference? (select all that may apply)

Answered: 23 Skipped: 40

HFMA Wisconsin Chapter



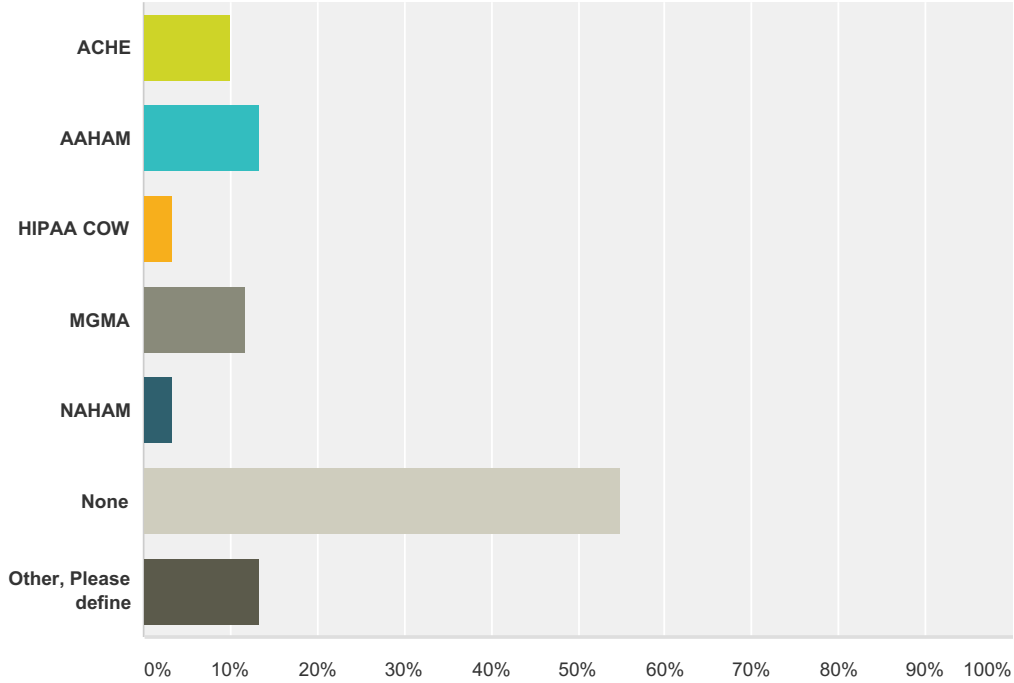
Answer Choices	Responses
Location of events	26.09% 6
Education topics at events	39.13% 9
Speakers at events	0.00% 0
Vendor fairs	0.00% 0
Cost of event	17.39% 4
Time off of work	65.22% 15
Lack of support from employer	8.70% 2
Prefer education from webinars and HFM magazine	13.04% 3
No Interest	0.00% 0
Other, please provide us with details	21.74% 5
Total Respondents: 23	

Q8 What, if anything, could we do to make attending an HFMA conference in 2017-2018 more attractive to you?

Answered: 33 Skipped: 30

Q9 Are you a member of any other healthcare related organizations besides HFMA? (select all that may apply)

Answered: 60 Skipped: 3

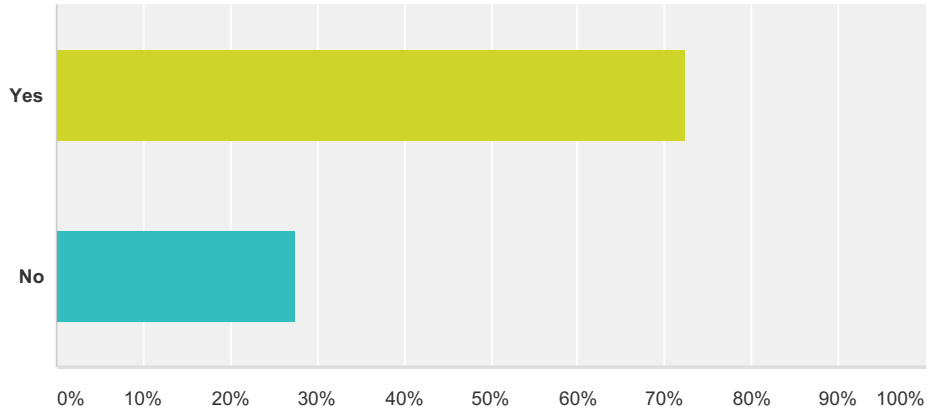


Answer Choices	Responses
ACHE	10.00% 6
AAHAM	13.33% 8
HIPAA COW	3.33% 2
MGMA	11.67% 7
NAHAM	3.33% 2
None	55.00% 33
Other, Please define	13.33% 8
Total Respondents: 60	

Q10 Have you attended events hosted by these organizations over the past 18 months?

Answered: 29 Skipped: 34

HFMA Wisconsin Chapter



Answer Choices	Responses	
Yes	72.41%	21
No	27.59%	8
Total		29

Q11 What is the single most important aspect of your HFMA membership?

Answered: 50 Skipped: 13